



MAZDA2



THE KEY TO DRIVING SATISFACTION

At Mazda, all our research and development revolves around human perception: you are the centre of our universe. Our unique Skyactiv Technology began as an initiative to re-evaluate and revise every aspect of automotive engineering from the ground up, to give you a soul-stirring drive along with superior safety and environmental performance. Skyactiv-Vehicle Dynamics and its G-Vectoring Control Plus (GVC Plus) were the next step in the evolution of this groundbreaking technology.

Firmly rooted in human sensibilities, we have developed new technologies with an intensified focus on our human-centric design philosophy. By maximizing the body's inherent ability to balance itself in response to driving inputs, the new vehicle architecture provides the ultimate Jinba-Ittai driving feel.





The sporty hatchback.



The sleek and elegant sedan.

STYLE THAT DISTINGUISHES

The new Mazda2 has been redesigned to look beautiful from any angle, taking a 'less is more' approach to exterior design, Mazda2 conveys a strong sense of quality and elegance that is well above its peers.

The front grille has been refined and extended to give a sense of width, while the brand new wheel design and colours create a sense of poise and capability from front to back.



SURROUND YOURSELF WITH QUALITY

Light and shadow dance off the premium materials throughout, elevating the sense of quality in all directions. Extensive research has been undertaken to create a peaceful, quiet space where road noise is minimised and natural conversation can flow.

To maintain the feeling of considered design throughout the cabin, luxurious materials from the seats adorn the door trims and centre dashboard. Beautiful to touch and to admire, these trims create a stylish, fresh ambience that speaks to the new Mazda2's modern styling.



Mazda Connect 7-inch TFT LCD multi-information touchscreen display.



With Apple CarPlay® and Android Auto™, you can easily access your compatible smartphone's contacts, music and more at the touch of a button.

Drive Selection Switch on the shift gate allows switching to Sport Mode for a more exhilarating drive.



Full-colour Active Driving Display shows driving information in your line of sight.

ENGINEERED TO EXHILARATE

The strict adherence to the philosophy of 'Jinba-Ittai', the sense of car and driver as one, has created a driving experience that's truly next generation. The newly developed G-Vectoring Control Plus (GVC Plus) offers confidence-inspiring controllability, while Skyactiv-G petrol engines deliver exhilarating performance.



SKYACTIV-VEHICLE ARCHITECTURE

With our revolutionary Skyactiv technologies, redesigned from scratch to provide breakthrough performance, Mazda has consistently aimed to provide the joy of 'Jinba-Ittai' driving.

Now we have developed our next-generation Skyactiv-Vehicle Architecture that focuses on the human-centered design philosophy. The new vehicle architecture coupled with award winning powertrains provide effortless responsive driving that is in perfect harmony with the driver's intention, creating the ultimate 'Jinba-Ittai' driving feel.

SKYACTIV TECHNOLOGY



SKYACTIV-G
New generation petrol engine with improved fuel efficiency and torque.



SKYACTIV-BODY
Light, rigid and robust body that ensures safe and joyful driving.



SKYACTIV-DRIVE
Ideal transmission designed for smooth driving and efficiency.



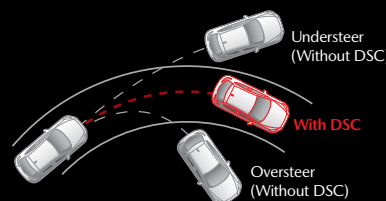
SKYACTIV-CHASSIS
Lightweight chassis that delivers driving pleasure and comfort.

MORE THAN JUST GOOD LOOKS

When it comes to unexpected hazards, Mazda2 is ready to react. ABS brakes with EBD & EBA, Traction Control System (TCS), Dynamic Stability Control (DSC) and SRS airbags are standard across the range. SKYACTIV-BODY utilises ultra-high tensile steel that cuts weight and boosts strength. Despite being light, Mazda2 achieves outstanding collision performance.



Dynamic Stability Control (DSC) with Traction Control System (TCS)



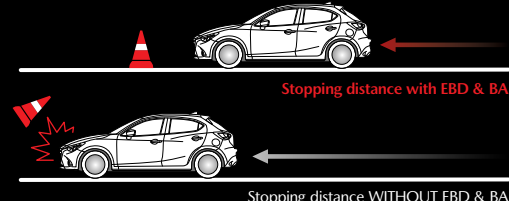
DSC with TCS electronically controls braking force applied to each wheel to help prevent understeer or oversteer and maintain vehicle stability when cornering on slippery road conditions.

SRS Airbags



Dual front airbags provide protection against physical shock and injury in a collision.

Electronic Brake-force Distribution (EBD) Brake Assist (BA)



EBD with BA makes it easier to maintain vehicle control and shortens the stopping distance when there is a large load on the rear wheels, such as when the car is carrying a full load of passengers.

Emergency Stop Signal (ESS)

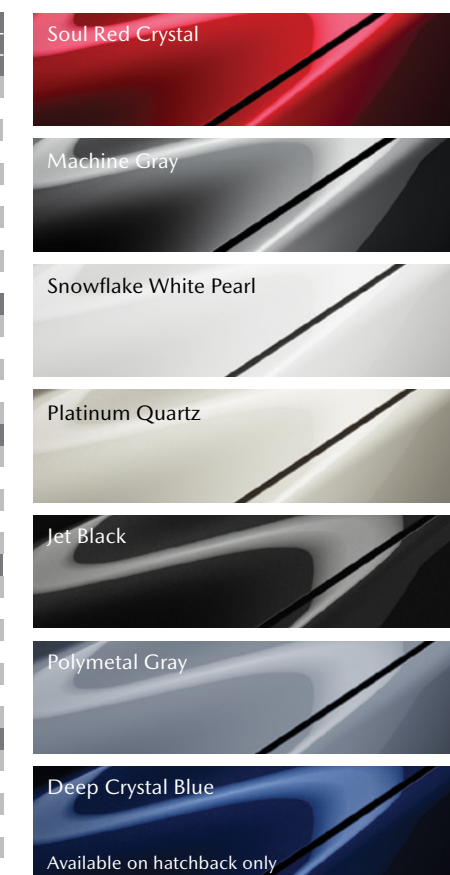


ESS activates the hazard lights to flash at high speed if the driver suddenly brakes when traveling at speed over 50km/h. This helps prevent collisions by warning following vehicles that the car is braking hard.

MAZDA2 TECHNICAL SPECIFICATIONS

Variant	1.5L SDN	1.5L HB
Engine Type	SKYACTIV®-G 1.5L	
Powertrain	DOHC 16-Valve 4-Cylinder	
Type	DOHC 16-Valve 4-Cylinder	
Displacement	1,496 cc	
Maximum Power	114/6,000 Hp / rpm	
Maximum Torque	149/4,000 Nm / rpm	
Compression Ratio	14.0 : 1	
Drivetrain	SKYACTIV® DRIVE 6-Speed Automatic with Manual Shift Mode	
Fuel Type	Petrol	
Recommended Fuel	Min. Ron95	
Fuel System	Direct Injection	
Fuel Tank Capacity	44 L	
Chassis	Electronic Power Assisted Steering (EPAS)	
Steering Type	Organ Type	
Accelerator Pedal	MacPherson Struts / Torsion Beam	
Suspension Type	Front / Rear	
Brake Type	Front / Rear	
Tyre Size	185/60R16	
Dimensions		
Overall Length (mm)	4,340	4,065
Overall Width (mm)	1,695	1,695
Overall Height (mm)	1,470	1,495
Wheelbase (mm)	2,570	
Curb Weight (kg)	1,116	1,096
Exterior		
Front Headlights	LED (w/ Signature Illumination)	
Daytime Running Lights	LED	
Rear Fog Lights	Bulb	LED
Variable-Intermittent Windshield Wipers	•	
Roof-Mounted 'Shark Fin' Antenna	-	
Rear Roof Spoiler	•	
Mazda Advanced Keyless Entry	•	
Interior		
Engine Start / Stop Button	•	
7" Mazda Connect Infotainment System with Multi-Function Commander Control & Voice Command	•	
Apple CarPlay® & Android Auto™ Function**	•	
AM / FM Tuner with Auxiliary Audio Input Jack & 2 USB Ports	•	
Audio Speakers	x 6	
Mazda Full-Colour Active Driving Display (Heads-Up Display)	•	
Leather Steering Wheel (Tilt & Telescopic) with Audio & Bluetooth® Hands-Free Switches	•	
Single-Zone Auto Climate Control	•	
Power-Folding Wing Mirrors with Integrated Turn Signals	•	
One Touch (Up & Down) Power Window with Anti-Pinch (Driver Only)	•	
Reverse Camera with Distance & Width Guide Lines	•	
Paddle Shifters	•	
Sport Mode Drive Selection Switch	•	
60:40 Split Fold Rear Seats	•	
Seats trim	Leather (Blue Gray)	
Advanced Technologies		
Mazda i-Stop Idling Technology	•	
Mazda G-Vectoring Control Plus Technology (GVC Plus)	•	
Standard Safety Technologies		
SRS Airbags - Front Driver & Passenger	•	
Anti-Lock Braking System (ABS)	•	
Electronic Brake-Force Distribution (EBD) & Brake Assist (BA)	•	
Dynamic Stability Control (DSC) & Traction Control System (TCS)	•	
Emergency Stop Signal (ESS)	•	
Seat-Belts (with Pretensioners, Load Limiter & Height Adjustable Anchorage)	•	
ISOFIX Child Seat Anchors	•	
Walk Away Lock	•	
Engine Immobilizer Anti-Theft System	•	

Exterior Colours



5 YEARS WARRANTY
5 YEARS FREE MAINTENANCE
 including labour, parts and lubricants*

*5 years manufacturer warranty, or first 100,000km whichever comes first. 5 years free scheduled maintenance, or first 100,000km whichever comes first. Terms & conditions apply. **Android Auto™ will be available upon official launch of service in Malaysia. All images shown are for illustration purposes only. Colours and specifications shown may vary from the actual vehicles. Specifications may subject to change without prior notice.

ZOOM-ZOOM

WWW.MAZDA.COM.MY |  MAZDA MY | MAZDA ZOOM-ZOOM LINE: 1800-22-8080

SOLE DISTRIBUTOR: BERMAZ MOTOR SDN BHD 198801006297 (173654-K) | FRANCHISE HOLDER/IMPORTER: PRIMA MERDU SDN BHD 200801002202 (803486-M)
Address: No. 7, Jalan Pelukis U1/46, Temasya Industrial Park Seksyen U1, 40150 Shah Alam, Selangor Darul Ehsan.
General Line: 03-7627 8888 Fax: 03-7627 8963

04032022v11

Scan for more info
on the Mazda 2:

